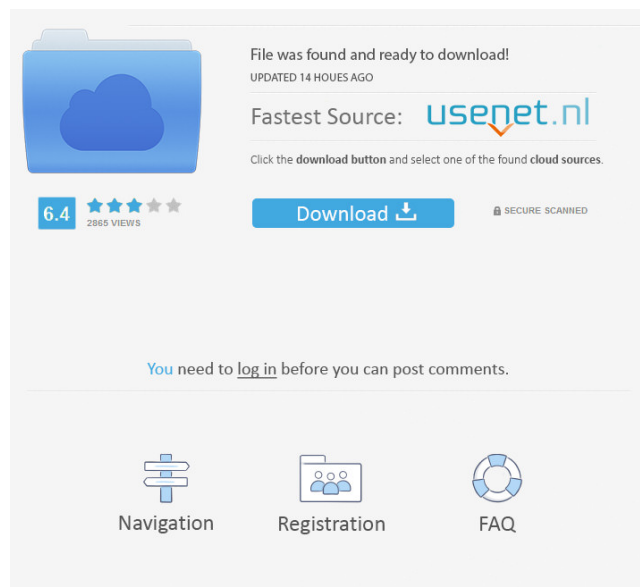

Foo Out Wasapi Crack Serial Number Full Torrent Free Download For Windows [2022]


Download





File was found and ready to download!
UPDATED 14 HOURS AGO

Fastest Source: [usetnet.nl](https://www.usenet.nl)

Click the **download button** and select one of the found **cloud sources**.

6.4  2865 VIEWS

[Download](#)   SECURE SCANNED

You need to [log in](#) before you can post comments.

[Navigation](#) [Registration](#) [FAQ](#)

Foo Out Wasapi Crack+ Free Download For PC

For foobar2000 enthusiasts, the plugin "foo out wasapi" is a lightweight version of the standard foobar2000 "foobar out wasapi" plugin. Despite the similarity in the name, "foo out wasapi" is a completely standalone plugin that will not be installed to the foobar2000 installation directory. It is not required to have foobar2000 installed in order to use it. However, if you do install foobar2000, you will find "foo out wasapi" in the "Plugins" menu when you click on "foobar". Both foobarout and foo out wereapi use the Windows Audio Session API (WASAPI) to send data to playback devices. The major difference between the two plugins is that "foobar out wasapi" is also available for playing back streams from foobar2000, but you cannot select between output devices and formats. "foo out wasapi" has no support for streams; the plugin can only handle playback from the foobar2000 database. The main advantage of "foo out wasapi" is that it can output to a variety of audio devices. For example, it can output to:

- Desktop speakers/headphones
- Speakers built into a computer
- Speakers built into a television
- Speakers built into a monitor
- Speakers built into a car (via the stereo system)
- Speakers built into a phone (via Bluetooth)
- Speakers built into a game console (via a USB or wireline connection)
- Speakers built into an iPod/iPhone/iPad (via the USB port)

The foobar2000 output plugins ("foobar out wasapi" and "foo out wasapi") don't support these, but the foobar2000 application will also output to some of these devices. This is just a notice to say that a new version of FOO-Out, the foobar2000 audio over UDP plugin is now available for download. The main difference between FOO-Out, the foobar2000 audio over UDP plugin (official version) and FOO-Out, the foobar2000 audio over UDP plugin is that the latter is a completely free alternative, while the former is available for an annual fee of \$7.00. As a part of the new version, the following has been added and improved:

- NAT support
- Full sample

Foo Out Wasapi Registration Code

When playing compressed formats, foobar2000 compresses any data that is too long. In order to use a non-compressed format, foobar2000 has a function to expand the compressed format. To do this, foobar2000 saves the WAV headers and player parameters to a MACRO file. Now, once your MACRO file is loaded, you need to click on the "Simple PC Macros" tab on the main foobar2000 window and then click on the "Add Macro" button. Here you will be able to choose a macro name, description, macro text, key parameter and system's value. Once the macro is done, you can use it by double clicking on the macro in the FoobarMacros.txt. To re-create the macro you just have to select "Start Macro Recording" and the macro will be saved. Please keep in mind that all new macros are saved in the same directory. Replaygain: Determine the relative peak (dB) or the RMS level (dB) of the file and the average of the file. In foobar2000: (1) Expand the file as much as possible. (2) Press "replaygain". (3) Press "set scale" and select a scale. (1, 10, 100, etc.) (4) Press the "set peak" button. (5) Press "Set". (6) Listen to the output. Input file name: Filename: Standard foobar2000 configuration: 8 out/16 out/24 out/32 out: Total bit depth: Sample rate: Audio buffer size: Wave format: In foobar2000, open the file with a player (foobar2000 will load the "Config" tab) and listen to the results. If you see "0" in the output box, the file is too quiet. If you see "+" in the output box, the file is too loud. Cheers. Subtitrès: input = input file name output = output file name bit depth = -1 if you want to choose it yourself if you have to choose it your self, it should be between -8 and -24, otherwise foobar2000 will use the 32-bit option sample rate = sample rate of the input file buffer size = sample rate of the input file, for example 44100 if 1d6a3396d6

Foo Out Wasapi [Latest]

Keywords: About foobar2000 foobar2000 is a modern and powerful audio player which is able to play music and other audio files in a very wide variety of audio formats. The foobar2000 application is one of the most featured applications of its kind due to the fact that it contains advanced features that enable you to tweak the behavior of the application to your liking. The basic features of the foobar2000 application are typical ones such as playback of multiple files, a tag editor, automatic scrolling, a playlist manager, etc. You also have the ability to organize your music collection by using a variety of tags, set up customizable hotkeys and even save playlists directly to disk. One of the great things about foobar2000 is that it is very lightweight and not too bulky and this also applies to the foobar2000 presets. These presets are extremely powerful and they allow you to tweak the behavior of foobar2000 to your liking. foobar2000 is available as freeware for both Windows and Mac OS X. The Mac version of the foobar2000 application is available in the form of a.dmg image which can be used on a Mac without any hassle and this also applies to Windows users. After downloading the foobar2000 application, the next step is to install it and start using it. The foobar2000 application has a very simplistic interface and it allows you to browse through music and audio files, play songs in order or randomly, set up the playlist queue and even get the lyrics. Using the foobar2000 application you are able to listen to multiple audio files at the same time. You can also view and edit the tags associated with your files and they will be automatically updated once you play one of them. One of the best features of the foobar2000 application is the playlist manager. This allows you to easily manage the songs in your playlist and automatically update them once they are finished. Furthermore, the foobar2000 application contains a tabbed interface which makes it easy to quickly switch between the tabs or browse through your music collection. It supports both Windows and Mac OS X users and once you install the foobar2000 application, you don't have to do anything else to be able to use it. In conclusion, the foobar2000 application is a modern and useful audio player for both Windows and Mac OS X. If you own a Mac and you want to have a powerful audio player which can be easily

What's New in the?

System Requirements For Foo Out Wasapi:

Game Version: 1.23 (As of November 2nd, 2014) Windows / MAC OS: Windows XP, Vista, 7, 8/8.1 (32-64 bit) Linux: Ubuntu 10.10+ (As of the development and testing version 1.23, both Linux and Windows are tested and supported!) Minimum System RAM Required: 1 GB Recommended: 2 GB or more Recommended System Processor Speeds: Intel Core i3 2.4 GHz or higher (4GHz recommended)

<https://luxvideo.tv/2022/06/07/calorie-counter-crack-download-x64-final-2022/>

<https://bryophyteportal.org/portal/checklists/checklist.php?clid=11107>

<http://titfortech.com/?p=25981>

<https://redlandsandareabuzz.com/galaxies-3d-lifetime-activation-code-free-download-for-windows/>

<http://pixelemon.com/trimtree-3-0-3703-crack-keygen-full-version-free-3264bit/>

https://mykingdomtoken.com/upload/files/2022/06/Lz8J2pbuAjr2csY9pZCL_07_4bbf1545b4e3fd9de83750f90f551f1d_file.pdf

https://wakelet.com/wake/56jEM451X_Khmu4PxGvMt

https://www.darussalamchat.com/upload/files/2022/06/xdLw5zjvZ6TL8VfutKdI_07_45f0d3886c25e0af2da12a0ac4c10fa7_file.pdf

https://hqpeptides.com/wp-content/uploads/2022/06/Smart_Editor_Professional.pdf

<https://www.dpfremovalnottingham.com/2022/06/07/album-website-with-product-key-download-pc-windows/>

https://droidt99.com/upload/files/2022/06/567k9LGaAthmUPNxkIEL_07_0d661833e5043352271aa002f495a4fd_file.pdf

<https://ashtangayoga.ie/wp-content/uploads/2022/06/ziljenn.pdf>

<https://www.slas.lk/advert/oxford-english-russian-dictionary-for-windows/>

<http://qualispaper.com/wp-content/uploads/2022/06/heafbet.pdf>

<https://www.hotels-valdys.fr/?p=27224>

<http://ipe888.com/?p=1800>

http://www.fondazioneterracina.it/wp-content/uploads/2022/06/Self_Test_Training_Cisco_646206.pdf

<https://vizitagr.com/wp-content/uploads/2022/06/benjan.pdf>

<https://slab-bit.com/my-giant-alarm-xp-crack-patch-with-serial-key-mac-win-latest/>

https://beta.pinoysg.net/upload/files/2022/06/TWytsusd1QJwbxC7cxqh_07_0d661833e5043352271aa002f495a4fd_file.pdf